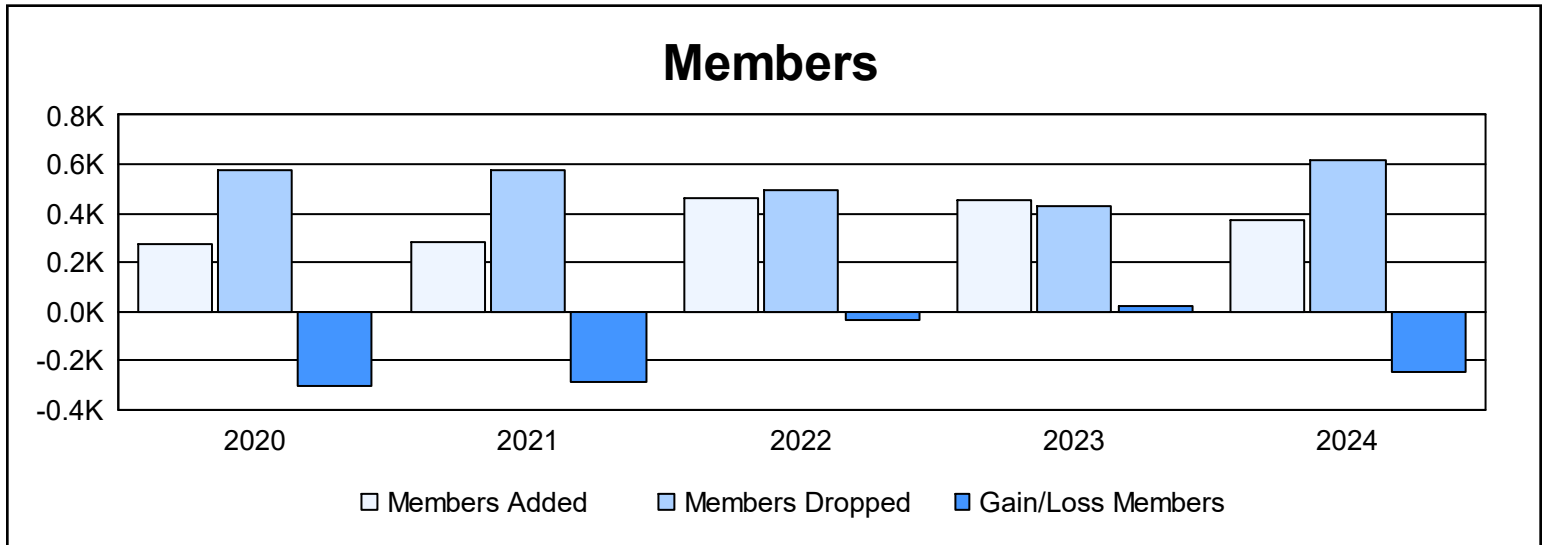
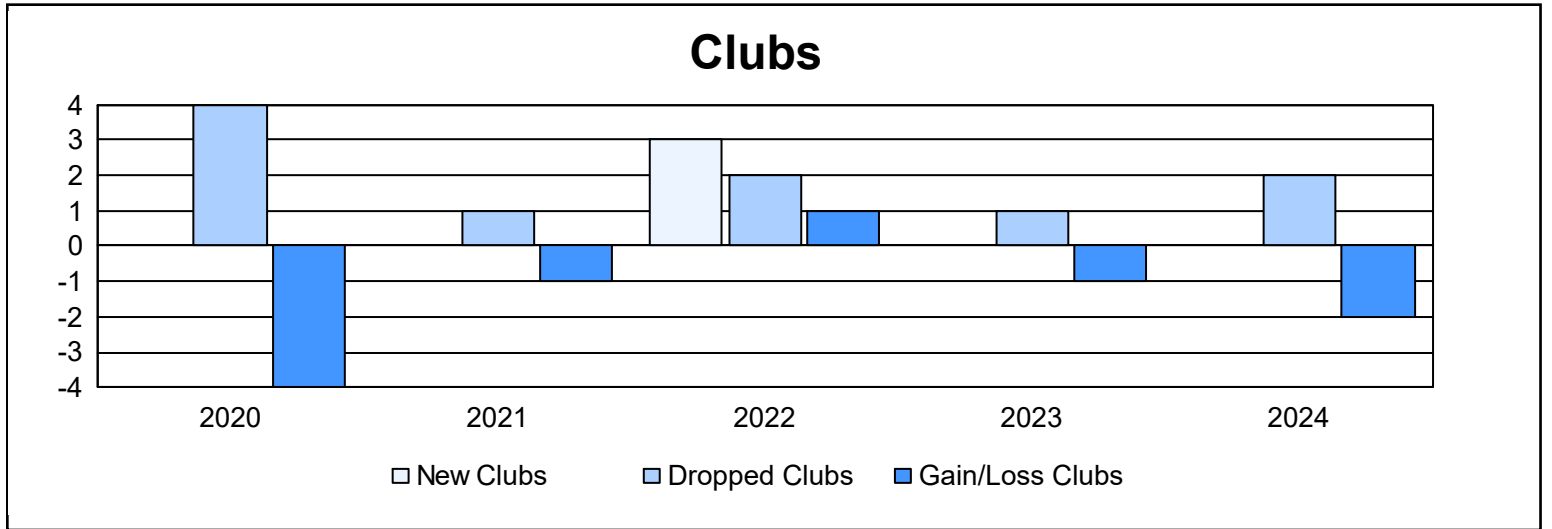
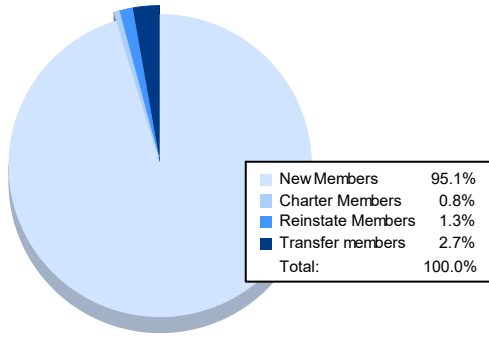


Year	New Clubs	Dropped Clubs	Gain/ Loss Clubs	New Members	Charter Members	Reinstate Members	Transfer Members	Total Member Added	Total Members Dropped	Gain/ Loss Members
2019-2020	0	4	-4	269	2	1	6	278	578	-300
2020-2021	0	1	-1	263	3	7	13	286	572	-286
2021-2022	3	2	1	344	88	14	15	461	497	-36
2022-2023	0	1	-1	432	7	7	8	454	433	21
2023-2024	0	2	-2	353	3	5	10	371	615	-244
<b>Average</b>	<b>1</b>	<b>2</b>	<b>-1</b>	<b>332</b>	<b>21</b>	<b>7</b>	<b>10</b>	<b>370</b>	<b>539</b>	<b>-169</b>



### Membership Composition June 2024 Cumulative



### Gender Composition June 2024 Cumulative

